
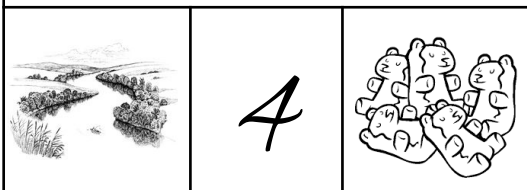





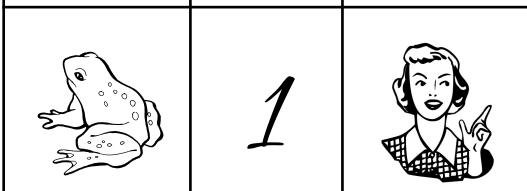
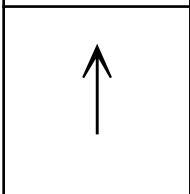



Logopedyczny chińczyk

domologo.pl


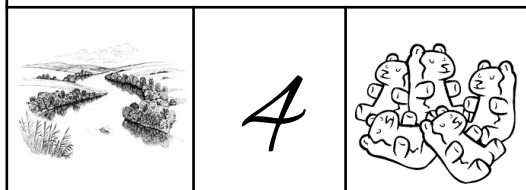

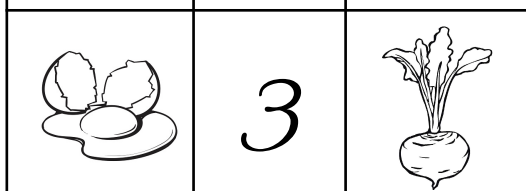

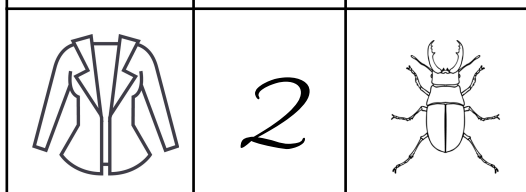

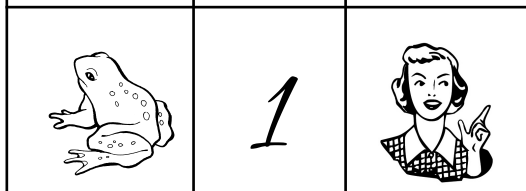
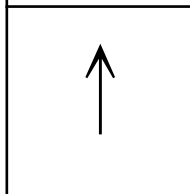

	4	
	3	
	2	
	1	
↑		

Instrukcja wymowy głoski [ż/rz]



1. Język u góry na wałku dziąsłowym.
2. Zęby zbliżone.
3. Usta zaokrąglone.
4. Dźwięcznie!


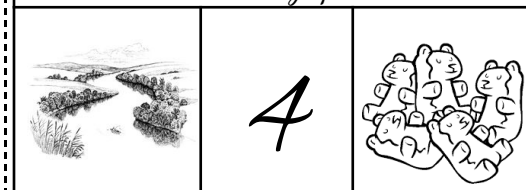



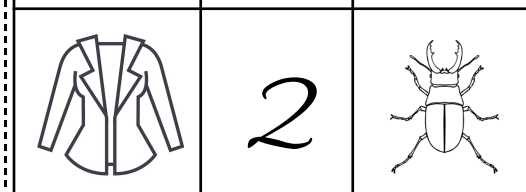


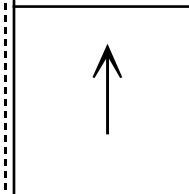

domologo.pl

	4	
	3	
	2	
	1	
↑		

Lista słów:

żaba, żakiet, żółtko, rzeka, żelki,
rzepa, żuk, żona, żyto, żonkil.

domologo.pl




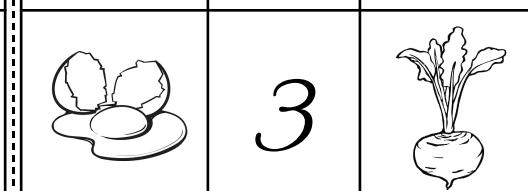

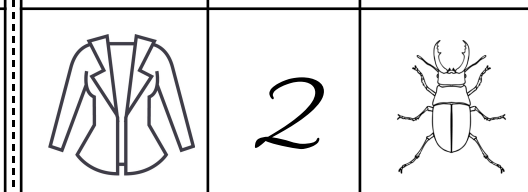

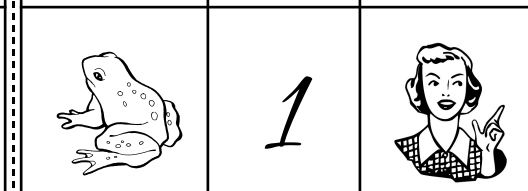
	4	
	3	
	2	
	1	
↑		

Zasady gry:

- tradycyjne!

Dodatkowo - należy wymówić nazwę obrazka, na którym zatrzymał się pionek!

domologo.pl

	4	
	3	
	2	
	1	
↑	